

Newbury PH Noise Monitoring  
137 Bartholomew St, Newbury RG14 5HB  
N1



Week 26 Continuous Noise Monitoring Report

Summary of Weekly Noise Measurements  
between 07:00 hours Monday 24 June 2024 and 07:00 hours Monday 01 July 2024

Figure 26.1: Time History Graph

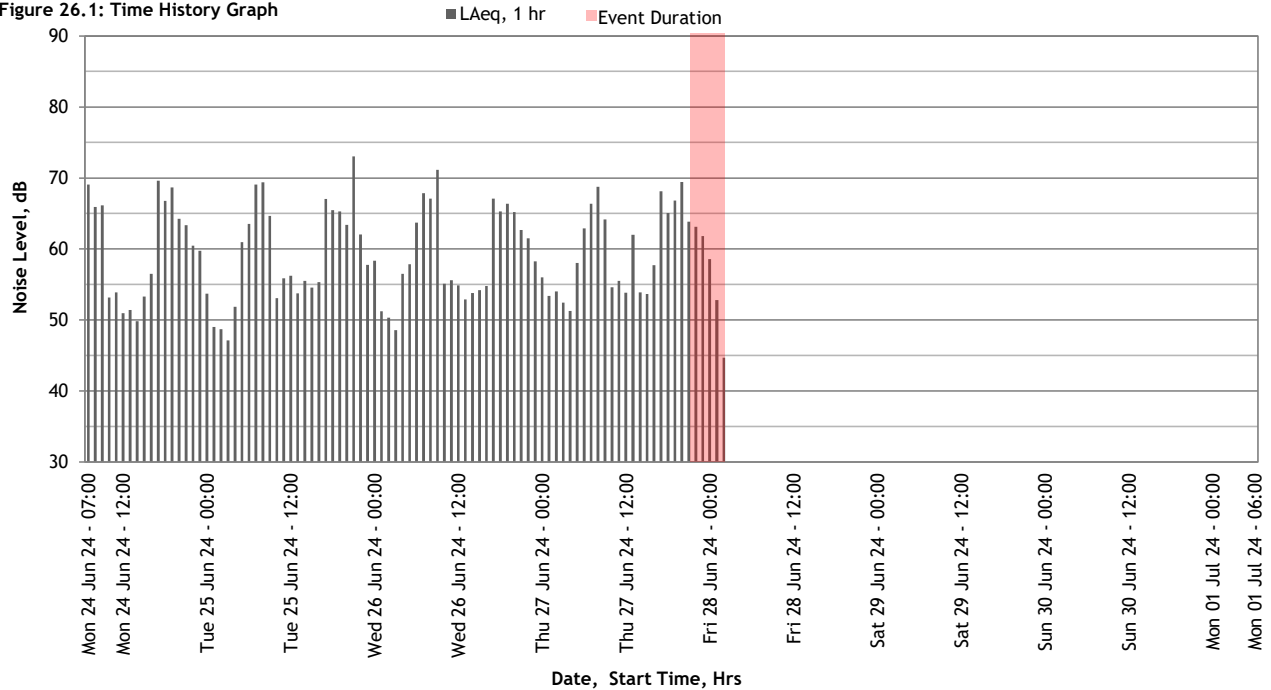


Table 26.1: Monitoring Notes and Comments

Notes / Comments
Based on the data and audio captured in this measurement location, the live music event was not dominant at this measurement location. Noise levels were likely dominated by patron activity. There was no data from 02:00 on Friday 28th June due to a problem with the power supply to this monitor. This has now been rectified as of Wednesday 2nd July.

Day	Event type	Approx. start/end time	Approx. Total duration	LAeq
Thursday 27th June	Live music	20:00 to 01:00	5 hrs	65

Newbury PH Noise Monitoring  
137 Bartholomew St, Newbury RG14 5HB  
N1



Continuous Noise Monitoring Details

Location Details

Table A: Location Details of Monitoring Equipment

Address	Wall adjacent to the Newbury, 137 Bartholomew St, Newbury RG14 5HB
Description	Installed on the former Laura Ashley shop front façade, approximate height 3 m (facade)

Figure A: Approximate Location of the Worksite and Monitoring Location



Figure B: Photograph of Monitor in Situ



Monitor Details

Table B: Details of Monitoring Equipment

Sound Level Meter	Svantek SV307 (AA-LIVE-15)			
Serial Numbers	Meter	82058	Microphone	86061
Weighting	Time	Fast	Frequency	A

Newbury PH Noise Monitoring  
137 Bartholomew St, Newbury RG14 5HB  
N2



Week 26 Continuous Noise Monitoring Report

Summary of Weekly Noise Measurements  
between 07:00 hours Monday 24 June 2024 and 07:00 hours Monday 01 July 2024

Figure 26.1: Time History Graph

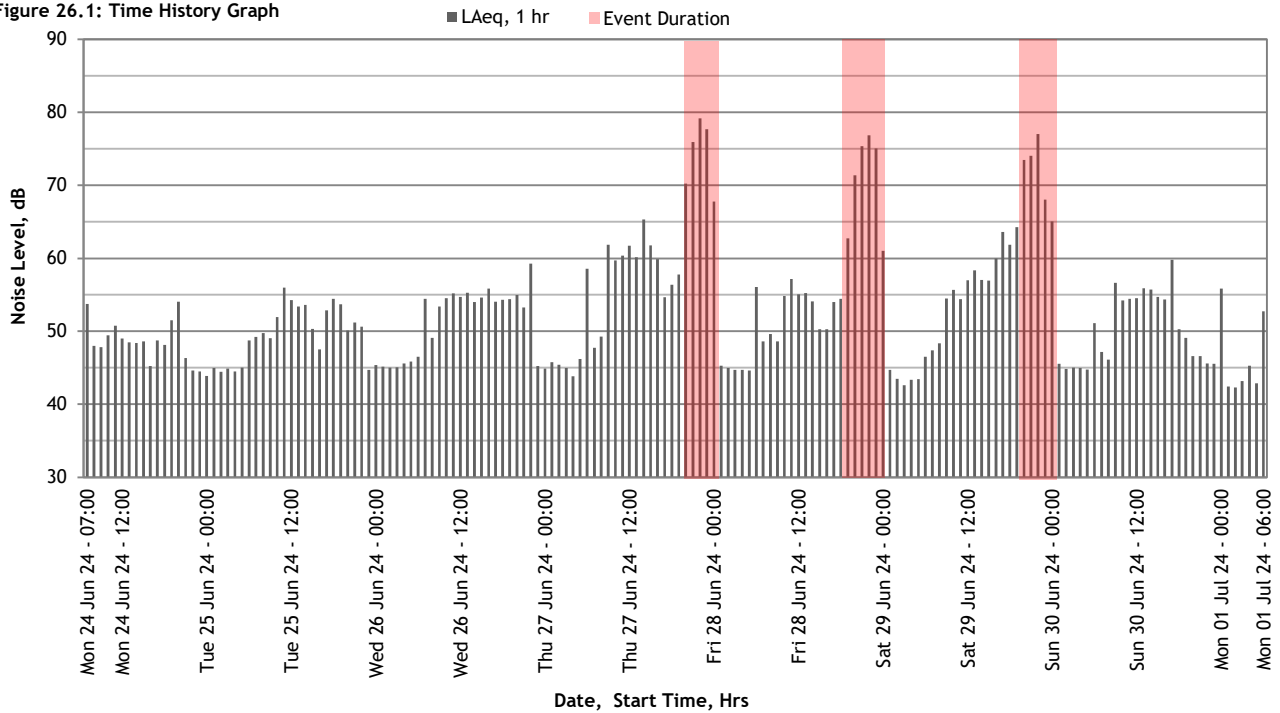


Table 26.1: Monitoring Notes and Comments

Notes / Comments
Based on the data and audio captured in this measurement location, the Newbury PH hosted 3 events this week. The captured data indicates that the events were clearly audible above background noise activity and are considered the dominant noise source. Details of the events are presented in the table below.

Table 26.2 Details of events at The Newbury PH

Day	Event type	Approx. start/end time	Approx.Total duration	LAeq
Thursday 27th June	Live music	20:00 to 01:00	5 hrs	76
Friday 28th June	Background Music	19:00 to 01:00	6 hrs	73
Saturday 29th June	Amplified DJ set	20:00 to 01:00	5 hrs	73

**Newbury PH Noise Monitoring**  
**137 Bartholomew St, Newbury RG14 5HB**  
**N2**



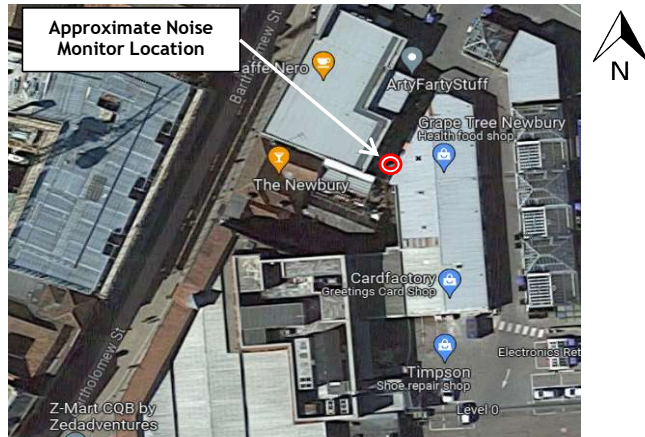
**Continuous Noise Monitoring Details**

**Location Details**


**Table A: Location Details of Monitoring Equipment**

<b>Address</b>	The the rear of The Newbury, 137 Bartholomew St, Newbury RG14 5HB
<b>Description</b>	Installed on site wall boundary, approximate height 2 m (facade)

**Figure A: Approximate Location of the Worksite and Monitoring Location**



**Figure B: Photograph of Monitor in Situ**



**Monitor Details**

**Table B: Details of Monitoring Equipment**

<b>Sound Level Meter</b>	Svantek SV307 (AA-LIVE-27)			
<b>Serial Numbers</b>	Meter	104937	Microphone	107138
<b>Weighting</b>	Time	Fast	Frequency	A