

Health and Wellbeing

Ideas and tips on how to live well



WestBerkshire
COUNCIL

Welcome!



This handbook has been put together by Solutions 4 Health in partnership with West Berkshire Council. It contains helpful information for adults, children and families on living a healthy and active lifestyle. To view this booklet online see: **www.westberks.gov.uk/public-health**

Contents

Balanced eating	2
Healthy lifestyle on a budget	4
Portion sizes	6
5 a day	7
Fat	9
Sugar	12
Label reading	17
Snacking	19
Packed lunch	23
Takeaway swaps and eating out	24
Alcohol	26
Healthy weight	27
Physical activity: Adults	29
Physical activity: Children	33
Mental health	36
5 ways to wellbeing	37
Screen and sedentary time	38
Sleep	39
Suicide prevention	40
Dementia	41
Apps	42
Useful contacts	45



Balanced Eating

The Eatwell Guide shows that different amounts of each food group we should have to form a healthy balanced diet. We don't need to have all of the food groups at every single meal but should aim to achieve this balance over a whole day.

Fruit and Vegetables

High in vitamins, minerals and fibre, we should aim to get at least 5 portions of fruit and veg per day. Fresh, dried, frozen and tinned all count. However, we should limit fruit juice to just 1 150ml portion per day as it is high in sugar.



Carbohydrates

Carbs are our main source of energy and keep us full. Sources include potatoes, bread, rice, potatoes, pasta and other starchy foods. We should try to choose brown / wholegrain versions which are higher in fibre.

Protein

This is an essential building block which allows our bodies to grow, develop and repair. We should aim to eat 2-3 portions of protein a day from a variety of foods including; beans, pulses, fish, eggs and meats. Try to also eat 2 portions of fish per week, one of which is oily.

Dairy

contains protein and minerals such as calcium, vitamin D and B12, important for the health of our bones and teeth. We should aim to have 2 – 3 portions of dairy food each day. Sources include milk, yoghurt and cheese. Choose lower fat and lower sugar options.

Oils and Spreads

Unsaturated fats are healthier fats and include vegetable, rapeseed, olive and sunflower oils. Remember all types of fat are high in energy and should be eaten sparingly.



Eatwell Guide

Check the label on packaged foods

Each serving contains

Energy 1000kJ 240kcal	Fat 8g	Carbohydrate 1.3g	Protein 34g	Salt 0.9g
12.6%	7%	6.6%	38%	15%
	LOW	LOW	HIGH	MED

of an adult's reference intake
Typical values (as sold) per 100g/100ml/167kcal

Choose foods lower
in fat, salt and sugars

Use the Eatwell Guide to help you get a balance of healthier and more sustainable food. It shows how much of what you eat overall should come from each food group.



Water, lower fat milk, sugar-free drinks including tea and coffee all count.

Limit fruit juice and/or smoothies to a total of 150ml a day.




Eat less often and
in small amounts

Per day 2000kcal 2500kcal = ALL FOOD + ALL DRINKS

Healthy lifestyle on a budget

Following these top tips to eat well on a budget!



Cook from scratch

Making meals from scratch is cheaper and healthier than buying ready-made meals, which often have a lot of unnecessary sugar, salt and preservatives added.



Buy own-brand goods

The quality is generally the same as popular brands. The only real difference is the price.



Buy frozen fruits and vegetables

It's often cheaper to buy frozen fruits and vegetables. They contain the same nutrients as fresh ones, need no preparation and, if you can store them, they are often the cheapest way of adding vegetables to dishes.



Cut down the amount of meat bought

Use less meat in dishes by adding more vegetables and beans such as chickpeas, lentils or red kidney beans to add extra protein.

Buy and cook in bulk

Buying greater quantities of food is often cheaper. Buy larger amounts of staple foods such as pasta, rice and flour and store well. Cook bulk meals such as stews, soups and bolognaise, then freeze in portion sizes for a quick and healthy meal for when you are busy.

Plan your meals and stick to the list!

Shopping costs can get out of control quickly if you don't have a plan or shopping list. If you plan your meals across the week, you won't buy food that gets wasted.

Beware of offers

Beware of offers such as 'buy one get one free'. They can seem good value but can often tempt you to buy or eat more than you need.

Compare prices and know how much you can spend

There are lots of websites where you can compare the cost of food at different supermarkets – for example, **www.trolley.co.uk**

Avoid pre-cut, pre-peeled and packaged vegetables and fruits. Choose your fruit and vegetables carefully. Don't buy fruit and vegetables that are overly ripe unless you are sure that you will use them quickly.

Buy in Season

Buying fruit and vegetables that are in season is much cheaper as they are readily available and have less distance to travel. Exotic fruits that are out of season, for example, are more expensive and not great for the environment because they have to travel from around the world.

For more info see:

www.nhs.uk/live-well/eat-well/how-to-eat-a-balanced-diet/eight-tips-for-healthy-eating/



Portion Size

Eating the right amount of food goes hand in hand with having a balanced diet, check out the helpful guide below!

Me Size Portions – we should aim to adjust portion sizes to each individual family member to ensure they have the correct amount; depending on the person's age, size and activity level. Using their hand acts as a great guide!



Curl for Carbs....

This means we should have a handful of carbohydrate foods. Such as pasta, rice, cereal, bread and noodles.



Palm for Protein....

This means the size of protein foods should be the same as the palm of our hand. Such as chicken, fish, beef, tofu and beans.



Fist for Fruit....

A portion of fruit is the same size as our fist. Such as an apple, a small bunch of grapes or 2 satsumas.



Both for Broccoli....

A portion of vegetables is the same as our hands held together. Such as salad, carrots and broccoli.

Think of this all together as a meal. A handful of wholemeal pasta, with a palm sized piece of chicken and both hands of broccoli with some chopped tomatoes and a handful of grapes for dessert. This would be a filling and nutritious meal.



5 a day

Fruits and vegetables are high in vitamins, minerals and fibre, we should aim to get at least 5 portions per day, making up 1/3 of our diet. Enjoy as a snack and with meals!

Top Tips

- Try steaming rather than boiling vegetables to preserve nutrients
- Add extra vegetables to meals such as bolognaise and stews
- Choose fruit canned in juice rather than syrup
- Limit dried fruit to 1 small handful per day
- Fruit juice is higher in sugar and lower in fibre than whole fruit, for children dilute 50:50 with water
- Make smoothies from frozen fruit and add vegetables such as spinach to cut down on sugar
- Save money by choosing fruit and vegetables that are in season

Remember fruit contains sugar!

Although it is natural sugar it still damages our teeth and if we do not use up the energy it will be stored as fat in our bodies. Aim for at least 5 a day = 3 portions vegetables + 2 portions fruit choosing a variety of different colours.

What counts as one of your 5 a day for an adult?



1 small
banana



2
satsumas



1 medium
apple

7



strawberries



3

tablespoons
carrots

1

medium
tomato



150ml

fruit
juice



3

tablespoons
beans/
pulses


1

small
handful
dried fruit



Fat

There is often lots of **confusion over which oil** is the healthiest, which should we cook with and how much we should have.



When thinking about fats, it is **first important to understand that there are different types.**

Monounsaturated - Have these in small amounts as they can help to **maintain healthy cholesterol** levels. Found in avocados, olives, olive oil, rapeseed oil, as well as in many nuts.



Polyunsaturated - Have these in small amounts; Polyunsaturated fats help to **maintain healthy cholesterol levels and provide essential fatty acids**. Found in oily fish, corn oil, sesame oil, soya oil, and some seeds.

Saturated - Eating too much saturated **fat increases the amount of cholesterol in your blood**. Found in processed and fatty meats like sausages, ham, burgers, hard cheeses, whole milk and cream. Butter, lard, ghee, suet, palm oil and coconut oil.



Trans - **Avoid wherever possible.** They can increase cholesterol in your blood. Foods with hydrogenated oils or fats in them likely contain trans fats.



All fats **contain the same amount of calories... Fat contains 9 kcal per gram.**
Therefore, 10g (2tsp) of fat = 90kcal

Fat contains higher levels of energy compared to any other nutrient. Hence why if we consume lots of foods and drinks high in fat and do not use up this energy, we **gain weight**.

A large, cooked salmon fillet with a herb garnish, resting on parchment paper on a wooden board. The salmon is a vibrant orange-pink color, showing clear muscle fibers and some fat. It is garnished with fresh green herbs, likely thyme, which are also scattered around the fillet. The entire dish is presented on a piece of light-colored parchment paper, which is placed on a dark, rustic wooden cutting board. The lighting is soft, highlighting the texture of the salmon and the freshness of the herbs.

Healthy fats

Top tips on reducing fat intake

- ✓ **Choose lean cuts** of meat and make sure you **trim any excess fat** and remove the skin from chicken and turkey.
- ✓ **Limit** cakes, biscuits, fried and processed foods.
- ✓ Instead of pouring oils straight from the bottle, use a spray oil or **measure out your oils with a teaspoon.**
- ✓ **1 teaspoon of oil** is enough to cook with.
- ✓ **Read food labels** to help you make choices that are lower in fat and opt to **grill, bake, steam, boil** or **poach** your foods.
- ✓ Use **semi-skimmed milk** rather than whole or condensed milk.
- ✓ Remember that many cheeses are high in saturated fat so keep your portions small - **matchbox sized.** Opt for strongly flavoured varieties and grate it to make a little go a long way.



For more info see:

www.bhf.org.uk/information-support/support/healthy-living/healthy-eating/fats-explained

Sugar



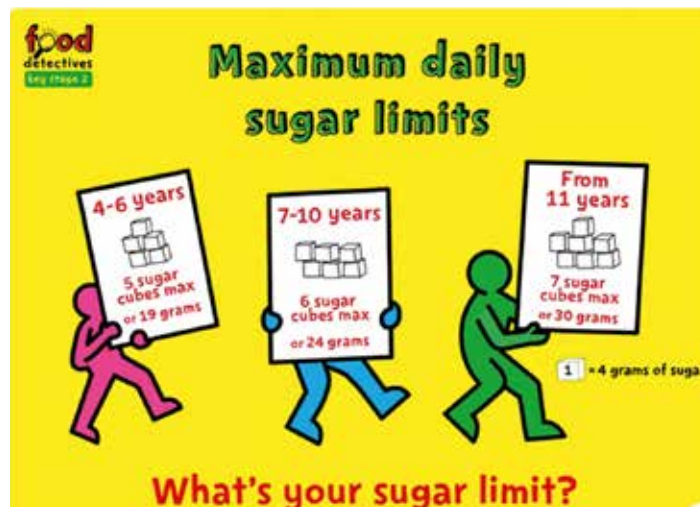
It is well understood that as a nation we are eating too much sugar. But how much should we be having and how can we reduce our intake?

First of all, it's important to understand that there are different types of sugar.


Free sugar = the sugar **added to foods** by the manufacturer, cook or consumer, **plus sugars naturally present** in honey, syrups and unsweetened fruit juices and smoothies.

Naturally Occurring Sugar = **sugars found naturally within milk** and the sugars **contained within the cellular structure** of foods (particularly fruits and vegetables which have not been blended).

We should aim to **reduce the overall amount of sugar in our diets**, as having too much can cause tooth decay, weight gain and conditions such as type 2 diabetes long term.



Information around children and sugar: www.nhs.uk/healthier-families/food-facts/sugar/



**87% of
people have
too much
sugar!**

**Adults have
double the
recommended
amount of free
sugar**

**The highest
intake of sugar
is seen in children
who have triple
the recommended
amount
each day!**

Top tips on reducing sugar

A good place to start is looking at drinks. **Drinks are the highest contributor of sugar** to children's and many adult's diets. Therefore, swapping fizzy drinks such as cola and flavoured milkshakes to water, no sugar soft drinks such as squash or milk is an **easy change to make**.

Swap juice for whole fruit and vegetables, this way you will get all the fibre at the same time. Additionally, sugar within fruit and veggies is contained within the cells. This is less easily absorbable and will not count towards free sugar, as juices and smoothies do.

Limit sweet treats such as chocolate, cakes, sweets and pastries. These should be an **occasional treat** not part of our everyday diet.



Check the ingredients; food labels do not highlight free sugars, however look out for words such as cane/ brown sugar, honey, high fructose corn syrup, fructose, sucrose and glucose! Use **traffic light labelling;** compare foods such as cereal and yoghurts to find a lower sugar option.



Sugary Drinks

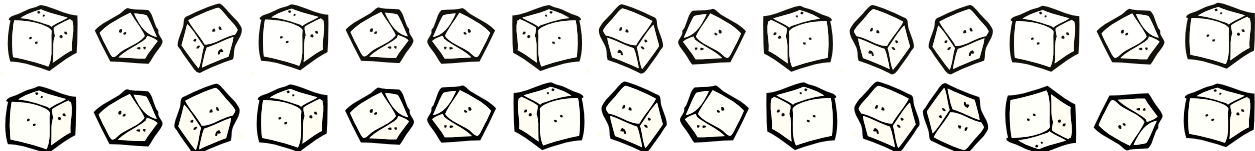


Check out how much sugar is in these popular drinks.

Sweeteners contain no calories and have **not** been linked to cancer, however they may make us have more of a sweet tooth, so should not be consumed too regularly.



Size	1.75l	750ml	500ml	500ml	500ml	471ml	500ml	750ml	250ml	Any
Cubes	46.5	22.5	17.5	13.2	13.2	12.75	12.5	9	7.5	0



A man in a grey sweater and blue jeans is standing in a supermarket aisle, looking at a small white bowl he is holding. He is holding a shopping cart handle in his other hand. The shelves are stocked with various food items, including canned goods and packaged snacks. The text "food labels" is overlaid in a white, cursive font.

food labels

Label Reading

Often food packaging and advertising can be misleading; making us think a food or drink is better for us than it really is. By looking at a food label you choose between products and keep a check on the amount of foods you're eating that are high in fat, salt and added sugars.

How to use the label reading card:

1. Locate the nutritional information on **the back of the packet**
2. Look at the per **100g column**
3. This step is **important** as the card will not work if you use the per portion column
4. Using sugar as an example
5. Find "Carbohydrates – of which sugars"
6. Ensure you are looking at the amount per 100g
7. Check sugar amounts of traffic light card




Red means the food is high in something we should be trying to cut down on. Try to eat these foods as a treat & in smaller amounts.



Amber means the food is an OK choice most of the time and in the middle for that nutrient. Try to choose green where possible.



Green means the food is low in salt, saturated fat, fat or sugars. The more green lights, the healthier the choice!



Measures per 100g	Low healthier	Medium have sometimes	High cut down on
Fat	3g or less	3.1g to 17.5g	More than 17.5g
Saturates	1.5g or less	1.6g to 5.0g	More than 5.0g
Sugar	5.0g or less	5.1g to 22.5g	More than 22.5g
Salt	0.3g or less	0.4g to 1.5g	More than 1.5g

Cut out this handy label reading card and take it on your next trip to the supermarket!

Snacking

A close-up photograph of a white bowl filled with hummus. A thick, light-colored cucumber stick is placed diagonally across the hummus. The hummus is topped with a dusting of reddish-brown spices. In the background, another white bowl contains sliced vegetables, including red and green bell peppers and orange carrots. The overall scene is brightly lit, suggesting a healthy snack.

Snacking

The first thing many people do when they want to eat more healthily is stop snacking. However, snacks form an important part of a healthy and balanced diet, choosing the right ones is key! **Healthy Snacks:**

✔ **Keep us full between meals** ✔ **Give us energy** ✔ **Control our hunger** ✔ **Source of nutrients**

We should limit snacks that:

- Do not keep you full up so you will be hungry more quickly and are more likely to overeat
- Contain 'empty calories' as they provide no/ low levels of nutrients
- Contain high levels fat, salt and sugar

We should choose snacks which:

- Keep us full as they contain more fibre
- Are high in nutrients such as vitamins, minerals and fibre
- Are less processed
- Do not contain as much added sugar, fat, salt, preservatives



Limit

Snacks such as:

- ✗ Crisps and mini cheddars
- ✗ Salted, roasted and flavoured nuts
- ✗ Chocolate bars
- ✗ Biscuits and snack bags
- ✗ Cereal bars and processed fruit snacks
- ✗ Sausage rolls, scotch eggs and cocktail sausages + processed meat snacks
- ✗ Cheese strings
- ✗ Ice cream and sugary yoghurts

Enjoy

Two nutritious snacks per day such as:

- ✓ A small handful of plain nuts such as almonds, peanuts and cashews
- ✓ Rice cakes spread thinly with peanut butter or oatcakes
- ✓ Whole pieces of fruit or a small handful of dried fruit such as apricots, prunes and raisins
- ✓ Homemade plain popcorn spiced with cinnamon or paprika
- ✓ Cut up cucumber, pepper and carrots served with low fat hummus or yoghurt
- ✓ Sugar free jelly served with fruit or natural low fat yoghurt

For children try to stick to no more than 2 snacks a day, no more than 100 calories each.

For more information see:
www.nhs.uk/healthier-families



Homemade Cereal Bars

Ingredients

150g of jumbo oats
2 medium, very ripe bananas
60g of melted butter or coconut oil
60g of raisins
60g of dried apricots or cranberries
80g of mixed seeds such as sunflower seeds and pumpkin seeds

Let's get cooking

1. Preheat the oven to 200 degrees C (fan 180 degrees C, gas mark 6). Mix the oats, raisins, cranberries and seeds together in a bowl.
2. Pour in the melted butter or coconut oil and mix in thoroughly to make sure the oats are well coated.
3. On a separate plate, mash the bananas into a pulp with a fork, add to the oat mixture, and mix well. Spread the mixture into a 30x20cm tin and bake in the oven for 20-25 minutes. Once cooked, transfer to a wire rack to cool, then cut into six bars.

Top Tip!

These cereal bars are great as an occasional after school snack or treat. Add nuts and seeds for extra crunch.





packed lunches

Packed lunches

Lunch contributes to around 1/3 of our intake, therefore it is important that it contains good sources of vitamins, minerals, carbohydrate, dairy, protein and fibre. Your child could be entitled to a Free School Meal. These lunches provide children and young people with a nutritionally balanced meal and can contribute to their 5 a day. To find out more, visit www.westberks.gov.uk/free-school-meals-apply

Packed lunches can often be higher in fat, sugar and salt and can contain more processed foods.

Try including:

- ✓ **Starchy foods** – these include bread, rice, potatoes and pasta
- ✓ **Protein foods** – including meat, fish, eggs, beans
- ✓ **A dairy item** – this could be cheese or a natural low fat yoghurt
- ✓ **Vegetables or salad** and a **portion of fruit**
- ✓ **Water**

Try not to include:

- ✗ **Confectionery** such as sweets and chocolate
- ✗ **Crisps** and **biscuits**
- ✗ **Processed meat** products such as sausage rolls, scotch eggs and pork pies
- ✗ **Fizzy** or **sugary** drinks



For more info: www.nhs.uk/healthier-families/recipes/healthier-lunchboxes

Eating out & Takeaways

Larger portion sizes and foods higher in fat, sugar and salt. Its no surprise that regular takeaways & meals out can lead to weight gain. **Check out the best options below!**

Italian		Chinese		Indian	
Avoid Large and deep dish pizzas, pizzas with cheese stuff crust Triple cheese and pepperoni pizzas Creamy pasta sauces such a carbonara Garlic bread	Choose Small or medium pizza with a thin base Vegetable or lean meat toppings Tomato-based pasta sauces such as Pomodoro or Arrabiata Bruschetta	Avoid Sweet and sour Crispy fried beef Battered pork/ chicken balls Special or egg fried rice Prawn toast and spring rolls	Choose Crab and corn soup Steamed dumplings, steamed vegetables and plain boiled rice Steamed fish, chicken and chop suey Szechuan prawns	Avoid Creamy curries such a korma, passanda or masala Nann, bhajis, pakoras and poppadoms.	Choose Tandoori or madras with chicken, prawns or vegetables Plain rice & Chapatti
Burgers & Kebabs					
Avoid Doner kebab Added cheese & mayonnaise Thin-cut chips Chicken or fish deep fried in batter		Choose Shish kebab with pitta bread and salad Grilled burgers made from lean fish, beef or chicken			

For more info see:

www.nhs.uk/change4life/food-facts/healthier-takeaways-and-ready-meals

Chicken Korma

Ingredients

2 tsp vegetable oil
500g skinless, boneless uncooked chicken breasts, chopped
1 large onion, chopped
1 apple, cored and chopped
2 cloves of garlic, crushed
2 tbsp korma curry paste
400ml reduced-salt vegetable or chicken stock
25g sultanas or raisins
25g chopped ready-to-eat apricots
300g easy-cook long grain brown rice
1 tbsp cornflour
1 banana, sliced
4 tbsp low-fat, lower-sugar plain yoghurt
1 tbsp fresh coriander, chopped (to garnish)
1 pinch ground black pepper

Let's get cooking

1. Heat the vegetable oil in a large saucepan. Add the chicken, onion, apple and garlic, and cook for 2-3 minutes, stirring often. Add the curry paste and cook for a few seconds, stirring. Make a vegetarian version by using a 300g pack of vegetarian chicken-style pieces or try using 320g marinated tofu pieces, and make sure that vegetable stock is used.
2. Add the stock, raisins or sultanas and apricots. Bring to the boil, then reduce the heat and simmer, partially covered, for 35 minutes. Add a little more stock or water, if necessary.
3. Brown rice takes 30-35 minutes to cook, so put it in plenty of simmering water.
4. Just before serving, blend the cornflour with 2 tbsp cold water and add to the curry, stirring until thickened. Slice in the banana, cooking gently for another few moments. Check the seasoning, adding pepper, if needed.
5. Serve, topping each portion with 1 tbsp yoghurt and accompanied with the rice. Garnish with coriander, if using.



Alcohol

Alcohol is very high in empty calories and can lead to us eating foods high in fat, sugar and salt when we drink it. Check out the amount of alcohol and calories in your favourite drink below and our tips on how to reduce your intake!

Both men and women are encouraged to consume no more than 2 - 3 units per day or 14 units per week and should aim to have 2 alcohol free days each week.



1 Pint of Guinness

= 2.3 units

4% = 210—250 calories



1 Pint of Cider

= 2.8 units

5% = 200—250 calories



1 Pint of Lager

= 2.8 units

5% = 180—250 calories



250ml Glass of Wine

= 2.8—3.5 units

11% - 14% =

165 - 235 calories



275ml bottle of Alcopop

= 1.1 units

4% = 170 calories



25 ml measure of spirit

= 1 unit = 65 calories

- **Alternate** between alcoholic and non-alcoholic drinks throughout the night, not only will this save you money but you will cut your calorie intake in half and help reduce the risk of intoxication (getting drunk quickly).
- **Dilute** alcoholic drinks such as wine and beer with low calorie mixers to make a spritzer or shandy.
- **Try a lower calorie alcohol**, spirits such as vodka are lower in calories than beer and wine.
- **Remember** alcohol can stimulate your appetite and makes you less likely to make healthy food choices. Avoid the kebab shop on the walk home by preparing a healthy snack before you go out, this will also help to stop you feeling drunk quickly.

Healthy Weight

Find out more about Body Mass Index (BMI), what is it and what does your result mean?

What is BMI?

Adults: BMI is a measure that uses your height and weight to work out if your weight is healthy.

For children and young people aged 2 to 18: The BMI calculation takes into account age and gender as well as height and weight.

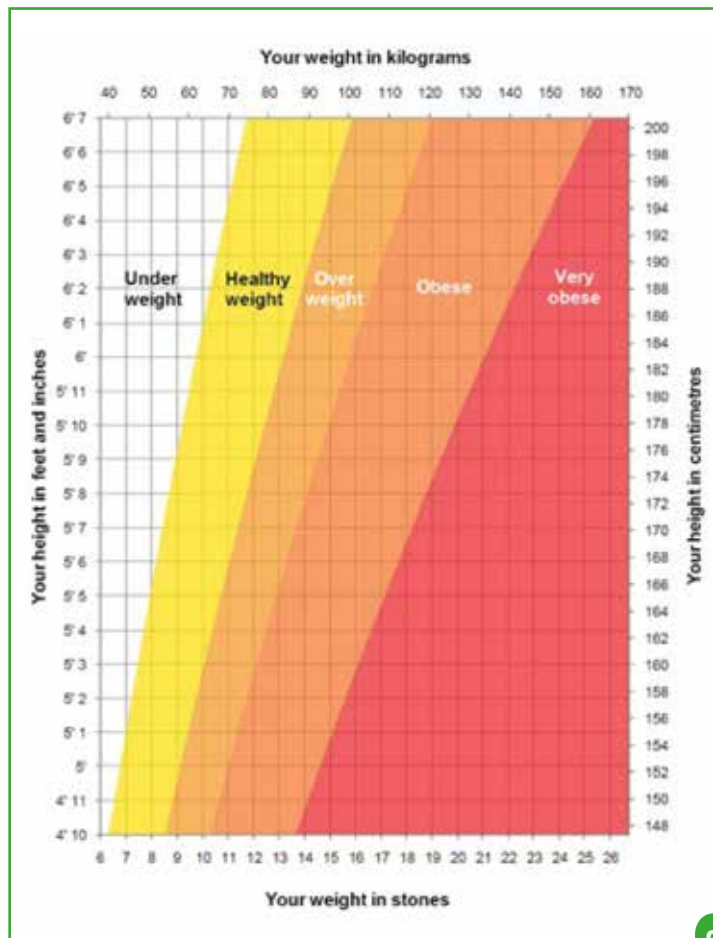
How can I work out my BMI?

For both adults and children: You can use the NHS choices BMI calculator online at:

www.nhs.uk/live-well/healthy-weight/bmi-calculator

Or if you are an adult: use the chart on the right.

Adults BMI Chart



What does the result mean?

For Adults:

BMI Range	What does this mean?
Below 18.5	You are in the underweight range
18.5 – 24.9	You are in the healthy weight range
25 – 29.9	You are in the overweight range
30+	You are in the obese range



Accuracy of BMI

For the general public BMI is considered to be accurate measure of healthy weight status. BMI takes into account natural variations in body shape, giving a healthy weight range for a particular height.

As well as measuring your BMI, healthcare professionals may take other factors into account when assessing if you're a healthy weight. Muscle is much denser than fat, so very muscular people, such as heavyweight boxers, weight trainers and athletes, may be a healthy weight even though their BMI is classed as obese.

Your ethnic group can also affect your risk of some health conditions. For example, adults of Asian origin may have a higher risk of health problems at BMI levels over 25 kg/m².

You should not use BMI as a measure if you're pregnant. Get advice from your midwife or GP if you're concerned about your weight.

Physical Activity for adults

There are a range of health and social benefits associated with physical activity, however the vast majority of people are not active enough!



Find an activity that you enjoy doing and make it part of your normal, everyday life.

This way you are much more likely to stay active long term which is key to living a healthy lifestyle and reducing your risk of obesity, poor mobility and various diseases.

Walk as much as you can.

For more info on activities within West Berkshire see:
www.westberks.gov.uk/physical-activity



Physical activity for adults and older adults



Benefits health



Improves sleep



Maintains healthy weight



Manages stress



Improves quality of life

Reduces your chance of

Type II Diabetes

-40%

Cardiovascular disease

-35%

Falls, depression etc.

-30%

Joint and back pain

-25%

Cancers (colon and breast) -20%

Some is good,
more is better

Make a start today:
it's never too late

Every minute
counts

Be active

at least
150
minutes
moderate intensity
per week
increased breathing
able to talk

OR
or a combination of both

at least
75
minutes
vigorous intensity
per week
breathing fast
difficulty talking



to keep muscles, bones and joints strong

Build strength

on at least
2
days a
week



**Minimise
sedentary time**
Break up periods of inactivity



For older adults, to reduce the
chance of frailty and falls
Improve balance
2 days a week

Physical Activity for Disabled Adults

Make it a daily habit



Do strength and balance activities on at least two days per week

For substantial health gains aim for at least 150 minutes each week of moderate intensity activity

Remember the talk test:



Can talk, but not sing = moderate intensity activity

Difficulty talking without pausing = vigorous intensity activity



UK Chief Medical Officers' Physical Activity Guidelines, 2019

Physical activity for pregnant women



Helps to control weight gain



Helps reduce high blood pressure problems



Helps to prevent diabetes of pregnancy



Improves fitness



Improves sleep



Improves mood

Not active?

Start gradually

Already active?

Keep going



Do **muscle strengthening** activities twice a week

Every activity counts, every minute counts, more is better


No evidence of harm

Listen to your body and adapt



Don't bump the bump

Physical Activity for Children



Children aged over 5 should be physically active for **at least 60 minutes** each day!

Top Tips to Increase exercise as a family:

- **Try new activities** that you can do as a family, swimming can be great fun for everyone
- Remember children do not always do as much exercise at school as what we think they do
- Make the most of the **great outdoors** going for a walk or a trip to the park
- Set by example and try to **be a role model** for your family
- **Swap screen time** for active time

Active travel

- Travel as much as you can in an active way, this can contribute to children's physical activity goal of 60 minutes per day.
- This includes walking, cycling or scooting to school or to the shops
- If you have to drive, simply park further away and walk the last part. You'll avoid traffic and burn energy at the same time
- Stand on the train or bus, take the stairs and walk up escalators
- Try to move around every 20 minutes and reduce the amount of time spent sitting down
- Getting children active when they are young, encourages good activity patterns and habits later in childhood

Physical activity for children and young people (5–18 Years)



BUILDS
CONFIDENCE &
SOCIAL SKILLS



DEVELOPS
CO-ORDINATION



IMPROVES
CONCENTRATION
& LEARNING



STRENGTHENS
MUSCLES
& BONES



IMPROVES
HEALTH
& FITNESS



MAINTAINS
HEALTHY
WEIGHT



IMPROVES
SLEEP



MAKES
YOU FEEL
GOOD

Be physically active

Spread activity
throughout
the day

Aim for an
average of at least

60

minutes per day
across week

All activities
should make you
breathe faster
& feel warmer



PLAY



RUN/WALK



BIKE



ACTIVE TRAVEL



SWIM



SKATE



SPORT



PE



SKIP



CLIMB

Activities to
develop
movement
skills, and
muscle and
bone strength
**ACROSS
WEEK**



WORKOUT



DANCE

Get strong



Move more

Find ways to help all children and young people accumulate an average of at least 60 minutes physical activity per day across the week

UK Chief Medical Officers' Physical Activity Guidelines, 2019

*make the most of
the great outdoors*



Mental Health

We all have mental health and every year 1 in 4 people are thought to experience mental health difficulties. It is good to understand how we can seek help for ourselves and others if experiencing mental health difficulties.

Anxiety

Anxiety is a common but unpleasant feeling many of us will experience throughout our lives. People can experience anxiety about a range of things such as meeting new people and big life events such as moving house. While anxiety is a normal emotion, sometimes it can reach a level where it has a significant impact on a person's everyday life and may mean that they are not able to do or enjoy the things they want or need to do.

Depression

It is not unusual for someone to feel low, sad or tearful sometimes, especially when something particularly upsetting has happened. Depression is a mental illness that makes a person feel sad or unable to enjoy life for a sustained period of time.

Support for anyone needing support with their mental health

Contact your GP if you have noticed the changes in the way you are thinking or feeling over the past few weeks or months that concern you or cause distress (e.g. loss of appetite, feeling low or anxious, thinking negative thoughts about yourself, irritability, trouble sleeping, finding it hard to concentrate).

Other mental illnesses

While anxiety disorders and depression are two of the most common types of mental health problems that people experience there are also many others, for example OCD, eating disorders and bipolar. Mental illnesses can be short term illnesses or can persist throughout a person's life. But, with the right treatment and support, people with mental health illnesses can live full and satisfying lives.

The Emotional Health Academy (EHA) Support Service

We offer specific services directly to parents in and around West Berkshire to support their child or young person with their emotional needs. We carry out emotional health assessments and deliver evidenced based, low intensity talking therapies. Support is tailored to the needs of the individual and is offered where they feel comfortable and safe. www.westberks.gov.uk/eha

For information and access to local services for mental health support download our mental health guide to local services :

www.westberks.gov.uk/general-health-wellbeing-resources

www.westberks.gov.uk/mental-health-west-berks

5 Ways to Wellbeing



Evidence suggests there are five actions we can all take every day to improve our mental wellbeing. Give them a try, you may feel happier, more positive and able to get the most from life!



Connect with the people around you: your family, friends, colleagues and neighbours. Spend time developing these relationships.



You don't have to go to the gym. Take a walk, go cycling or play a game of football. Find an activity that you enjoy and make it a part of your life.



Learning new skills can give you a sense of achievement and a new confidence. So why not sign up for that cooking course, start learning to play a musical instrument, or figure out how to fix your bike?



Even the smallest act can count, whether it's a smile, a thank you or a kind word. Volunteering can improve your mental wellbeing and help you build new social networks.



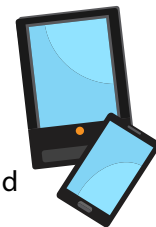
Be more aware of the present moment, including your thoughts, feelings, your body and the world around you. Some people call this awareness "mindfulness". It can positively change the way you feel about life and how you approach challenges.

For more tips on how to improve your mental health and wellbeing visit:

www.nhs.uk/every-mind-matters

www.westberks.gov.uk/five-ways-to-wellbeing

Screen & Sedentary Time



Due to the COVID-19 lockdowns over 2020-2021, it's safe to say that many of us may have become more sedentary, and spent more time in front of a screen. But the Royal College of Paediatrics and Child Health suggests that screentime limits in families should be negotiated based on the needs of each individual child and would recommend that everyone avoid screens an hour before bed as you need enough good quality sleep to play, learn and concentrate during the day.

UK Chief Medical Officers' advice for parents and carers on Children and Young People's screen and social media use

Technology can be a wonderful thing but too much time sitting down or using mobile devices can get in the way of important, healthy activities. Here are some tips for balancing screen use with healthy living.

Sleep matters

Getting enough, good quality sleep is very important. Leave phones outside the bedroom when it is bedtime.



Sharing sensibly

Talk about sharing photos and information online and how photos and words are sometimes manipulated. Parents and carers should never assume that children are happy for their photos to be shared. For everyone – when in doubt, don't upload!



Education matters

Make sure you and your children are aware of, and abide by, their school's policy on screen time.



Keep moving!

Everyone should take a break after a couple of hours sitting or lying down using a screen. It's good to get up and move about a bit. #sitlessmove more



Safety when out and about

Advise children to put their screens away while crossing the road or doing an activity that needs their full attention.



Talking helps

Talk with children about using screens and what they are watching. A change in behaviour can be a sign they are distressed – make sure they know they can always speak to you or another responsible adult if they feel uncomfortable with screen or social media use.



Family time together

Screen-free meal times are a good idea – you can enjoy face-to-face conversation, with adults giving their full attention to children.



Use helpful phone features

Some devices and platforms have special features – try using these features to keep track of how much time you (and with their permission, your children) spend looking at screens or on social media.



Sleep

Sleep is incredibly important and should be seen as the foundation for a healthy lifestyle. Research shows that poor sleep can lead to a poor diet, active levels and mental health. 1 in 3 people struggle with a sleep disorder at some point in their life and below are some good tips to help make sure you are getting the sleep you need.

- Wind down before you sleep, relaxing and preparing to sleep around 90 minutes before you go to bed. This may include writing down any stresses for the day in a journal or meditating.
- Try to make sure your bedroom is a sleep friendly environment. Dark, cool (around 19 degrees) and comfortable.
- Avoid caffeine at least four hours before bed. Not only can it effect falling to sleep but also the quality of your sleep too.
- Keep yourself physically active during the day and don't over indulge in food or alcohol before bed.

But how much sleep should we be getting?

If you have been struggling to get to sleep or stay asleep or struggling with severe tiredness for more than 3 weeks you may have a sleep disorder. Contact your gp to request a referral to a sleep clinic

sleepcouncil.org.uk



For more information on sleep check out www.nhs.uk/live-well/sleep-and-tiredness

Help prevent a suicide

Suicidal feelings could include:

Believing death is your only option, feeling helpless and worthless, feeling that things won't get better, feeling overwhelmed and unable to cope, feeling undecided about whether you want to live or die.



Things that might drive someone to think about suicide : Warning signs



It can be very difficult to recognise when someone is intending to take their own life. People can become skilled at hiding their thoughts and feelings.

- Isolation or loneliness
- Tiredness and loss of energy
- Disrupted sleep, sleeping badly and waking early
- Irritability
- Addictive or dangerous behaviour
- Losing interest in work, sex, food or anything else that's usually enjoyable
- Weight loss or gain
- Giving away possessions
- Someone taking less care of themselves, for example eating badly or not caring what they look like
- A marked change of behaviour – someone may appear to be calm and at peace for the first time or, more usually, may be withdrawn and have difficulty communicating.

if someone is in crisis or has attempted suicide: if its an emergency call 999 straight away and ask for an ambulance. Ring the Mental Health Crisis Team if you need urgent help, but its not an emergency on 0300 365 0300. Please visit this webpage for more information:

www.westberks.gov.uk/Suicide-Prevention

Dementia

Dementia is the term used when an individual's cognitive abilities (memories, thinking and problem solving) gradually deteriorate over time. Below are some of the things we can do to reduce the risk of dementia.



You can find more information here :

Alzheimer's Society Dementia Support Line 0333 150 3456 www.alzheimers.org.uk

Dementia UK Helpline 0800 888 6678 www.dementiauk.org

www.westberks.gov.uk/dementiasupport

www.dementiafriendlywestberkshire.co.uk

Apps

Check out these great, **FREE** apps at an online Apps store to help you and your family live a healthy and active lifestyle.



My Fitness Pal A great app for adults to keep track of your food intake, simply scan the barcode or look up the item in the app and it will log the calories and nutrients in your own personal food diary. Great for motivation, losing weight and keeping track of your food and activity level!



Sleepio



Sleepio is an evidence-based online sleep improvement programme for adults. Over six weeks you will learn tools and techniques based on cognitive behaviour therapy to help you fall asleep faster and stay asleep through the night.

www.sleepio.com/nhs hello@sleepio.com

Sugar Smart



Get sugar smart with this new app from Change4Life! Simply scan the barcode of different foods and drinks to see how many cubes of sugar they contain. Use at home or in the supermarket, this app will help you to make healthier choices and cut down your sugar intake.

One You



OneYou has a variety of apps to help you be healthier, starting with a quick quiz it gives advice on lifestyle changes. Apps include Easy Meals, Couch to 5k, Drink tracker and Stoptober.

Easy Meals



Easy meals is filled with over a 150 easy, healthy recipes, detailing calories, ingredients and the methods to make them. With great ideas for breakfasts, lunch, dinner and puddings and the ability to save and send your favourite recipe at the touch of a button.

Active 10



Healthy changes start with little changes. Whether you want to lose weight, get more active or improve your mood, Better Health and Active 10 will be here to support you reach your health goals.

Weight Loss



Follow 12 informative weekly NHS guides to help you towards maintaining a balanced diet, and use the daily diary to monitor what you're eating and keep to a recommended calorie target.

Useful Contacts

Websites that you may find helpful.



NHS Choices is the official website of the NHS, providing an award-winning, comprehensive health information service with thousands of articles, videos and tools, helping you to make the best choices about your health and lifestyle.

www.nhs.uk



Our lifestyles can be more unhealthy than we think. Start the fight back to a healthier you. Take the One You quiz and see how you score.

www.nhs.uk/oneyou



Would you or your family like to be healthier and happier? Would you like loads of ideas, recipes and games to help you do this? Then you already know why you should join Change4Life.

www.nhs.uk/healthier-families/



www.diabetes.org.uk



www.bhf.org.uk

Useful Contacts

Websites that you may find helpful.



Name

Emotional Health Academy

What is it?

The Emotional Health Academy (EHA) IS West Berkshire's early emotional health service for children and young people. Opened in 2016, it works alongside services in the public and voluntary sector, including GPs and schools, to strengthen wellbeing and resilience in children, young people and families.

Contact

www.westberks.gov.uk/emotional-health-academy

Emotional.Health.Triage@westberks.gov.uk
01635 519018



Smoke Free Life Berkshire

A free 12 week stop smoking programme offering free NRT and behavioural support.

www.smokefreelifeberkshire.com
info@smokefreelifeberkshire.com
0800 622 6360



West Berkshire Public Health and Wellbeing

The Public Health & Wellbeing Service - committed to improving the health and wellbeing of the population across the district.

www.westberks.gov.uk/public-health
publichealthandwellbeing@westberks.gov.uk
01635 519973

Activity for Health Referral Programme

A programme of exercise, available on referral by your GP, at Legacy Leisure Centres

www.leisurecentre.com
www.westberks.gov.uk/physical-activity
01635 31199



Run Together

If you're new to running, or just out of practice, there are a number of running groups especially for beginners in West Berkshire to help you get off on the right foot.

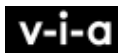
www.westberks.gov.uk/run-together
01635 519679



Wellbeing Walks

Free regular, led, health walks ranging from 30 - 90 minutes

www.westberks.gov.uk/wellbeing-walks
01635 503437



Via

Worried about your own or someone else's alcohol or drug use? We offer free and confidential advice, support and treatment for people in West Berkshire.

www.viaorg.uk
0300 303 4554

Safe Sex Berkshire

What is it: The specialist Clinics' provide a free confidential sexual health service across Berkshire.

www.safesexberkshire.com



West Berkshire Public Health and Wellbeing

01635 503437

publichealthandwellbeing@westberks.gov.uk

westberks.gov.uk/public-health

[@WestBerksPH](https://www.facebook.com/WBCpublichealth)

WBC/PH/ET/0123

